




LOOM KNIT: THE PERFECT SLOUCH HAT!

 Nicole F. Cox  11:56:00 AM  2 Comments

Green & Cream Loom Knit Slouch Hat...

It took me several tries to get this hat just the way I wanted it. It sits perfectly on the back of your head with just the right amount of slouch. I'm sure it would look great in almost any color combination! It takes about one evening to do this (about 3 hours) I will try to update this post with a picture of someone wearing it so you can see how it fits.



Things You'll Need:

41 Peg Knifty Knitter Loom (Yellow)

Knitting Tool (comes with loom)

Crochet Hook

1 Skein Patons Shetland Chunky (5) Color: Deep Moss

1 Skein Red Heart Soft (4) Color: Off White

Button for embellishment

Directions:

Cast-on 41 Pegs with Deep Moss

Knit (14) Rows

Roll up Brim

E-Wrap Knit (3) Rows

With Off-White (using 2 strands) E-Wrap Knit 4 Rows

Drop White, use Deep Moss only.

E-Wrap Knit with Deep Moss until the hat reaches 10" (or desired length)

Use Gathered Bind-off and secure

Sew button on hat.

Weave in ends and enjoy your new hat!

#knithat #slouchhat #loomknitting #loomknittingpattern #knittingpatterns #knitting

Disclaimer: I have made every effort to ensure that these instructions are accurate and complete. I cannot, however, be responsible for human error, typographical mistakes, or variations in individual work.

These patterns are for personal use only.

Copyright, 2013, all rights reserved, Nicole F. Cox, thismomentisgood.blogspot.com

HAPPY LOOM KNITTING!

*Thanks for Visiting!
-Nicole*